

# Vanguard Employee Benefit Index Fund

Domestic stock fund

## Fund facts

<b>Risk level</b> Low ← → High 1 2 3 4 5					<b>Total net assets</b> \$8,268 MM	<b>Expense ratio as of 06/29/23</b> 0.0066%	<b>Turnover rate</b> 2.0%	<b>Inception date</b> 10/31/19	<b>Fund number</b> M038
--	--	--	--	--	---------------------------------------	--	------------------------------	-----------------------------------	----------------------------

## Investment objective

Vanguard Employee Benefit Index Fund seeks to track the performance of a benchmark index that measures the investment return of large-capitalization stocks.

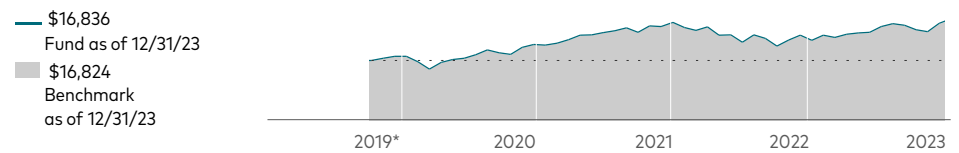
## Investment strategy

The trust employs a "passive management"—or indexing—investment approach designed to track the performance of the Standard & Poor's 500 Index, a widely recognized benchmark of U.S. stock market performance that is dominated by the stocks of large U.S. companies. The trust attempts to replicate the target index by investing all, or substantially all, of its assets in the stocks that make up the index, holding each stock in approximately the same proportion as its weighting in the index.

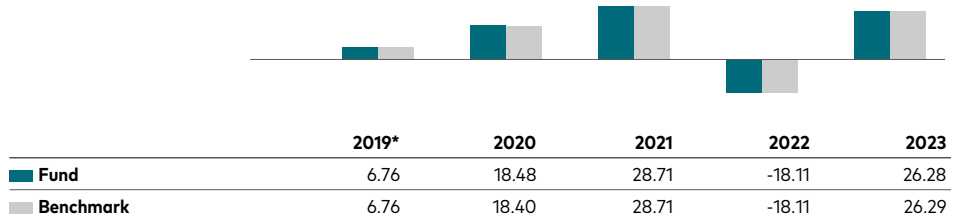
## Benchmark

S&P 500 Index

## Growth of a \$10,000 investment : October 31, 2019—December 31, 2023



## Annual returns



## Total returns

Periods ended March 31, 2024

	Quarter	Year to date	One year	Three years	Since inception
<b>Fund</b>	10.56%	10.56%	29.89%	11.49%	15.11%
<b>Benchmark</b>	10.56%	10.56%	29.88%	11.49%	—

The performance data shown represent past performance, which is not a guarantee of future results. Investment returns and principal value will fluctuate, so investors' shares, when sold, may be worth more or less than their original cost. Current performance may be lower or higher than the performance data cited. For performance data current to the most recent month-end, visit our website at [vanguard.com/performance](http://vanguard.com/performance). The performance of an index is not an exact representation of any particular investment, as you cannot invest directly in an index.

Figures for periods of less than one year are cumulative returns. All other figures represent average annual returns. Performance figures include the reinvestment of all dividends and any capital gains distributions. All returns are net of expenses.

\* Partial return since fund started, October 31, 2019.

S&P 500 Index: A widely used barometer of U.S. stock market performance; as a market-weighted index of leading companies in leading industries, it is dominated by large-capitalization companies.

# Vanguard Employee Benefit Index Fund

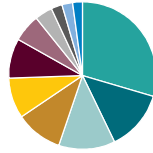
Domestic stock fund

## Ten largest holdings\*

1	Microsoft Corp.	
2	Apple Inc.	
3	NVIDIA Corp.	
4	Amazon.com Inc.	
5	Alphabet Inc.	
6	Meta Platforms Inc.	
7	Berkshire Hathaway Inc.	
8	Eli Lilly & Co.	
9	Broadcom Inc.	
10	JPMorgan Chase & Co.	
Top 10 as % of total net assets		33.3%

\* The holdings listed exclude any temporary cash investments and equity index products.

## Sector Diversification



Information Tech	29.6%	Consumer Staples	6.0
Financials	13.2	Energy	3.9
Health Care	12.4	Materials	2.4
Consumer Discretionary	10.3	Real Estate	2.3
Communication Services	8.9	Utilities	2.2
Industrials	8.8	Other	0.0

Sector categories are based on the Global Industry Classification Standard ("GICS"), except for the "Other" category (if applicable), which includes securities that have not been provided a GICS classification as of the effective reporting period.

Connect with Vanguard • [vanguard.com](https://www.vanguard.com)

### Plain talk about risk

The trust is subject to several kinds of risk, so an investor could lose money over short or even extended periods. The main risks of investing in the trust are:

**Stock market risk:** The chance that stock prices overall will decline. Stock markets tend to move in cycles, with periods of rising stock prices and periods of falling stock prices. The fund's target index may, at times, become focused in stocks of a particular sector, category, or group of companies. Because the fund seeks to track its target index, the fund may underperform the overall stock market.

**Investment style risk:** The chance that returns from large-capitalization stocks will trail returns from the overall stock market. Large-cap stocks tend to go through cycles of doing better—or worse—than other segments of the stock market or the stock market in general. These periods have, in the past, lasted for as long as several years.

### Note on frequent trading restrictions

Frequent trading policies may apply to those funds offered as investment options within your plan. Please log on to [vanguard.com](https://www.vanguard.com) for your employer plans or contact Participant Services at 800-523-1188 for additional information.

The index is a product of S&P Dow Jones Indices LLC, a division of S&P Global, or its affiliates ("SPDJ"), and has been licensed for use by Vanguard. Standard & Poor's® and S&P® are registered trademarks of Standard & Poor's Financial Services LLC, a division of S&P Global ("S&P"); Dow Jones® is a registered trademark of Dow Jones Trademark Holdings LLC ("Dow Jones"); and these trademarks have been licensed for use by SPDJI and sublicensed for certain purposes by Vanguard. Vanguard products are not sponsored, endorsed, sold or promoted by SPDJI, Dow Jones, S&P, or their respective affiliates and none of such parties make any representation regarding the advisability of investing in such product(s) nor do they have any liability for any errors, omissions, or interruptions of the index.

**This investment is not a mutual fund. It is a collective trust available only to tax-qualified plans and their eligible participants.**

**This collective trust is managed by Vanguard Fiduciary Trust Company, a wholly owned subsidiary of The Vanguard Group, Inc., and is not a mutual fund. Investment objectives, risks, charges, expenses, and other important information should be considered carefully before investing.**

**For more information about Vanguard investments, see below for which situation is right for you.**

If you receive your retirement plan statement from Vanguard or log on to Vanguard's website to view your plan, visit [vanguard.com](https://www.vanguard.com) or call 800-523-1188.

If you receive your retirement plan statement from a service provider other than Vanguard or log on to a recordkeeper's website that is not Vanguard to view your plan, please call 855-402-2646.